

University of Groningen

Design, Synthesis, and Inhibitory Activity of Potent, Photoswitchable Mast Cell Activation Inhibitors

Velema, Willem A.; van der Toorn, Marco; Szymanski, Wiktor; Feringa, Ben L.

Published in:
Journal of Medicinal Chemistry

DOI:
[10.1021/jm400115k](https://doi.org/10.1021/jm400115k)

IMPORTANT NOTE: You are advised to consult the publisher's version (publisher's PDF) if you wish to cite from it. Please check the document version below.

Document Version
Publisher's PDF, also known as Version of record

Publication date:
2013

[Link to publication in University of Groningen/UMCG research database](#)

Citation for published version (APA):

Velema, W. A., van der Toorn, M., Szymanski, W., & Feringa, B. L. (2013). Design, Synthesis, and Inhibitory Activity of Potent, Photoswitchable Mast Cell Activation Inhibitors. *Journal of Medicinal Chemistry*, 56(11), 4456-4464. <https://doi.org/10.1021/jm400115k>

Copyright

Other than for strictly personal use, it is not permitted to download or to forward/distribute the text or part of it without the consent of the author(s) and/or copyright holder(s), unless the work is under an open content license (like Creative Commons).

Take-down policy

If you believe that this document breaches copyright please contact us providing details, and we will remove access to the work immediately and investigate your claim.

Downloaded from the University of Groningen/UMCG research database (Pure): <http://www.rug.nl/research/portal>. For technical reasons the number of authors shown on this cover page is limited to 10 maximum.

Supporting Information

Design, Synthesis and Inhibitory Activity of Potent, Photoswitchable Mast Cell Activation Inhibitors

Willem A. Velema,¹ Marco van der Toorn,² Wiktor Szymanski^{1} and Ben L. Feringa^{1*}*

¹Centre for Systems Chemistry, Stratingh Institute for Chemistry, University of Groningen,
Nijenborgh 4, 9747 AG, Groningen, The Netherlands

²Laboratory of Allergology and Pulmonary Diseases, Department of Pathology and Medical
Biology, University Medical Centre Groningen

Table of Contents

Concentration response curve of DiSodiumCromoglycate.....S2

HPLC traces of DAC, MAC, PAC and DiSodiumCromoglycate.....S3-S6

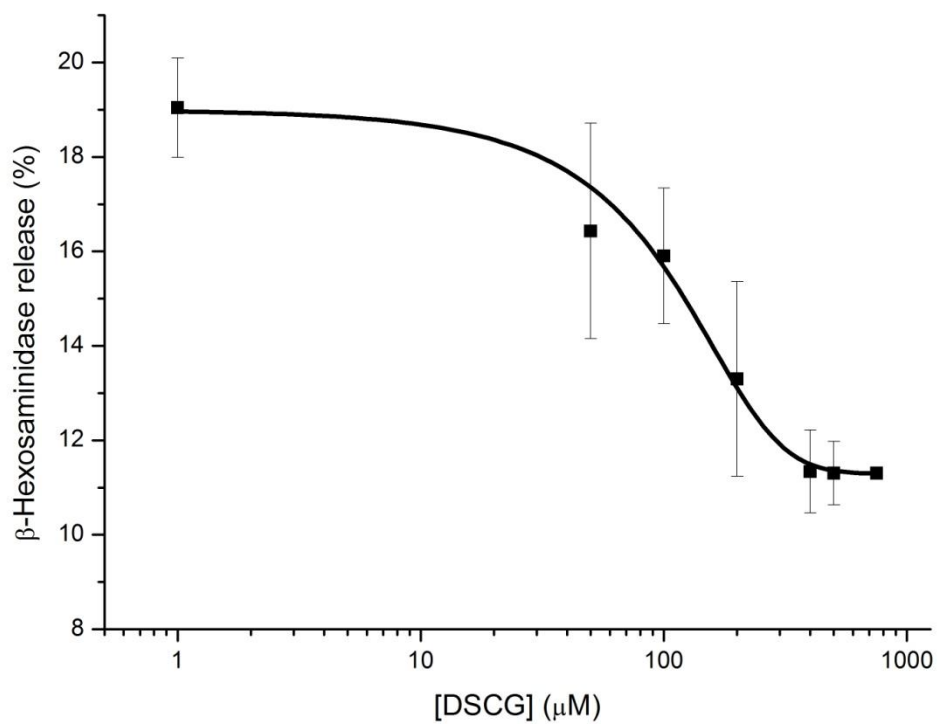


Figure S1 Concentration response curve of mast cell activation inhibitor DSCG. Degranulation was evoked by 0.1 μM of Compound 48/80.

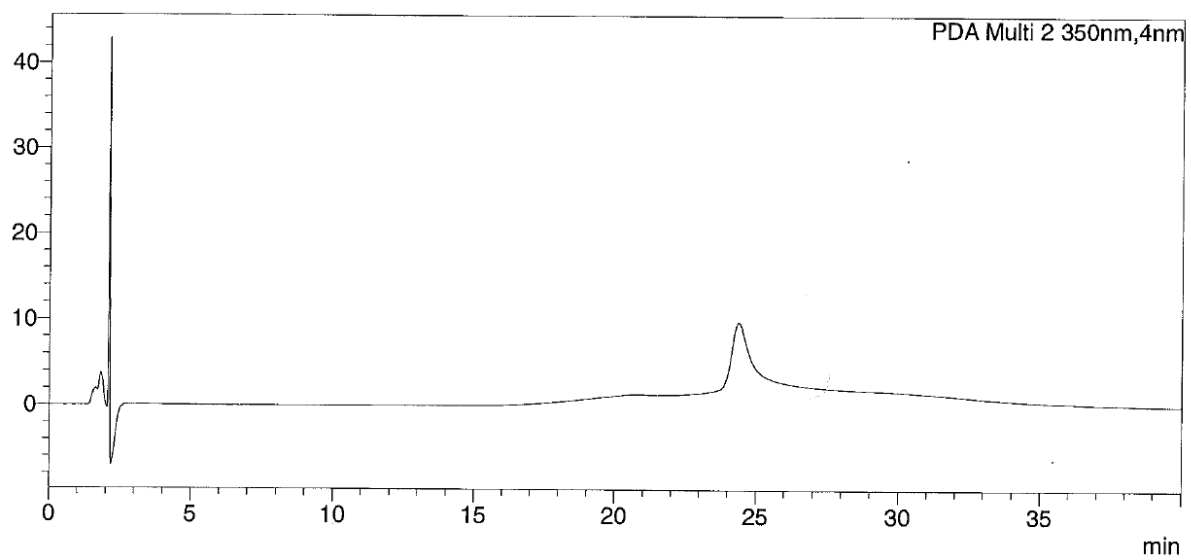


Figure S2 RP-HPLC trace of DAC (C18, flow 1 mL/min, MeCN and H₂O + 0.1% TFA).

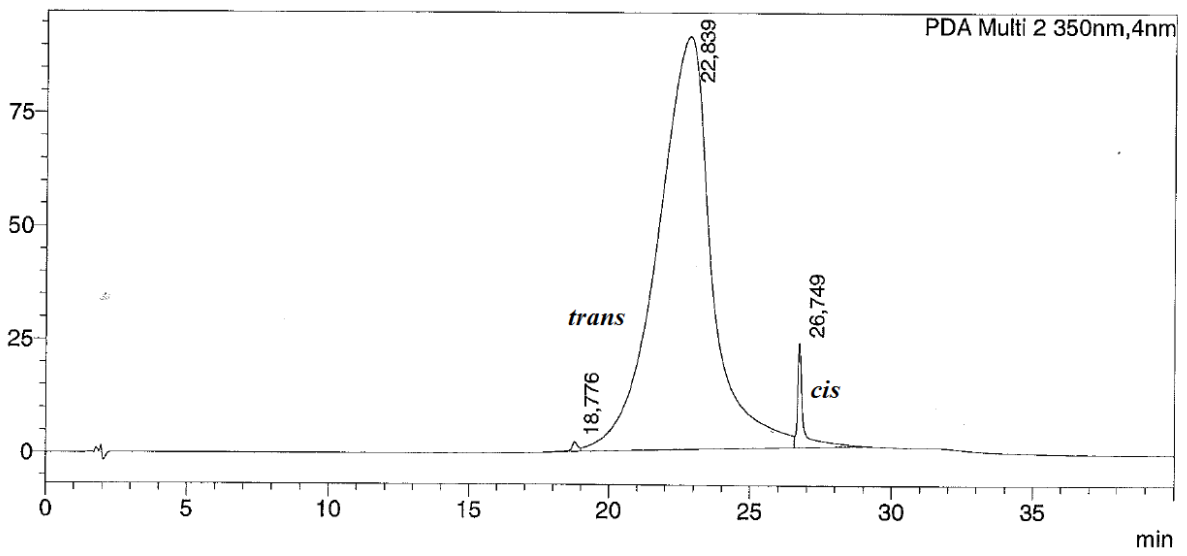


Figure S3 RP-HPLC trace of MAC (C18, flow 1 mL/min, MeCN and H₂O + 0.1% TFA).

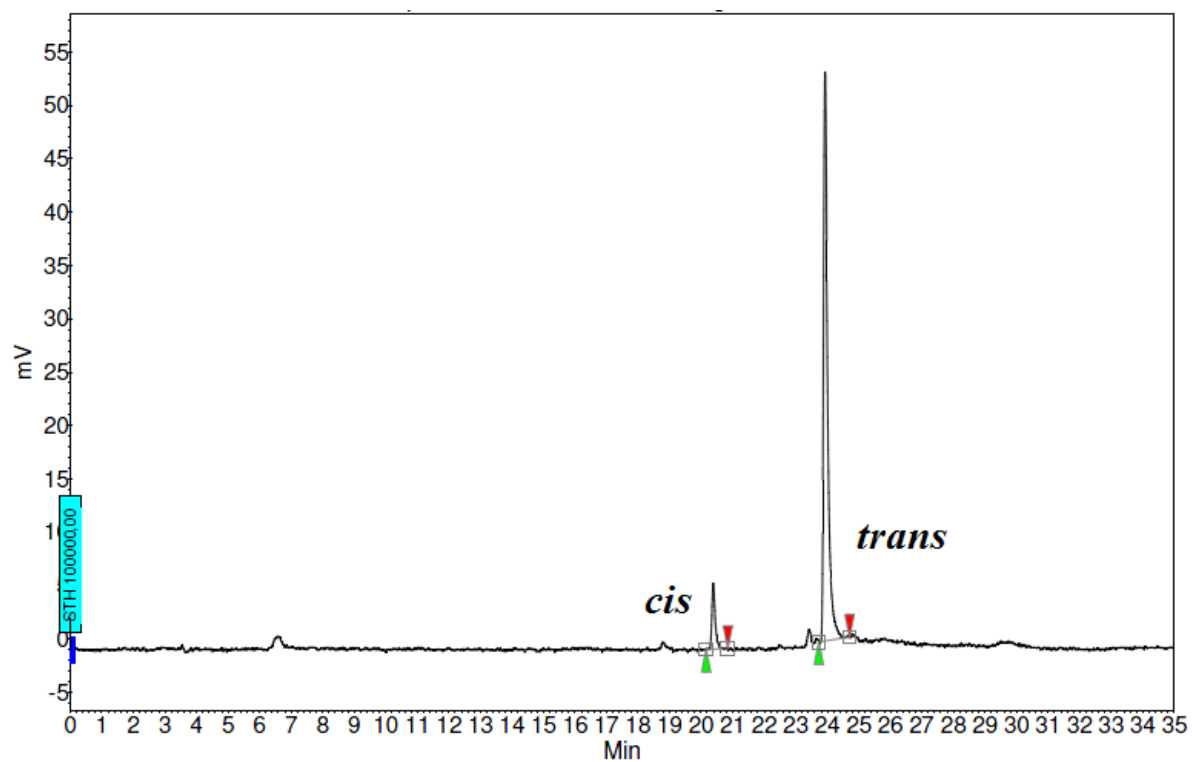


Figure S4 RP-HPLC trace of PAC (C18, flow 1 mL/min, MeCN and H₃PO₄ pH=3.0).

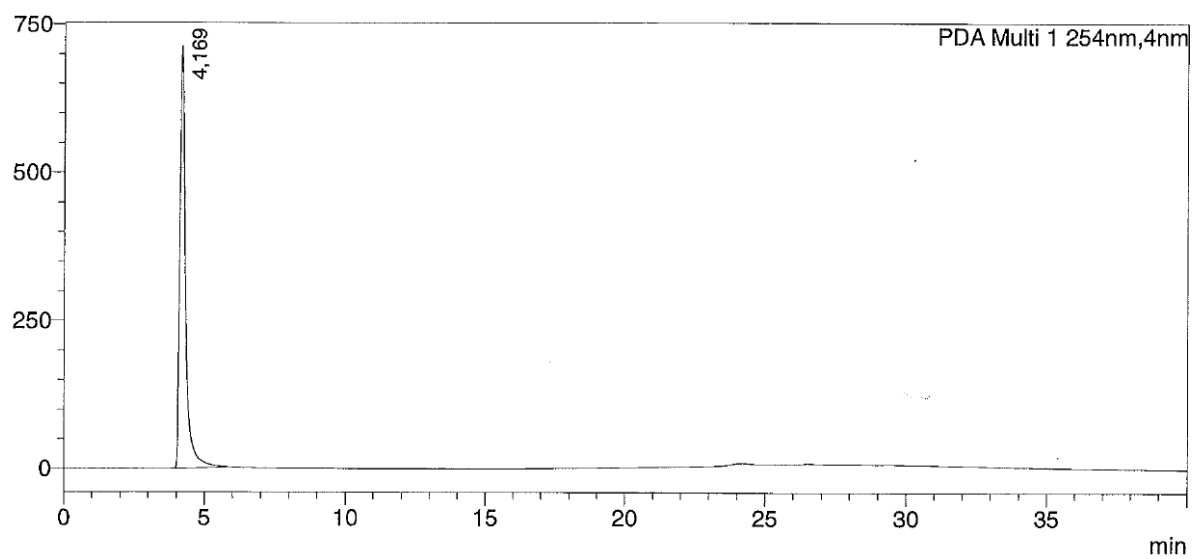


Figure S5 RP-HPLC trace of DSCG (C18, flow 1 mL/min, MeCN and H₂O + 0.1% TFA).