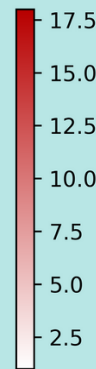
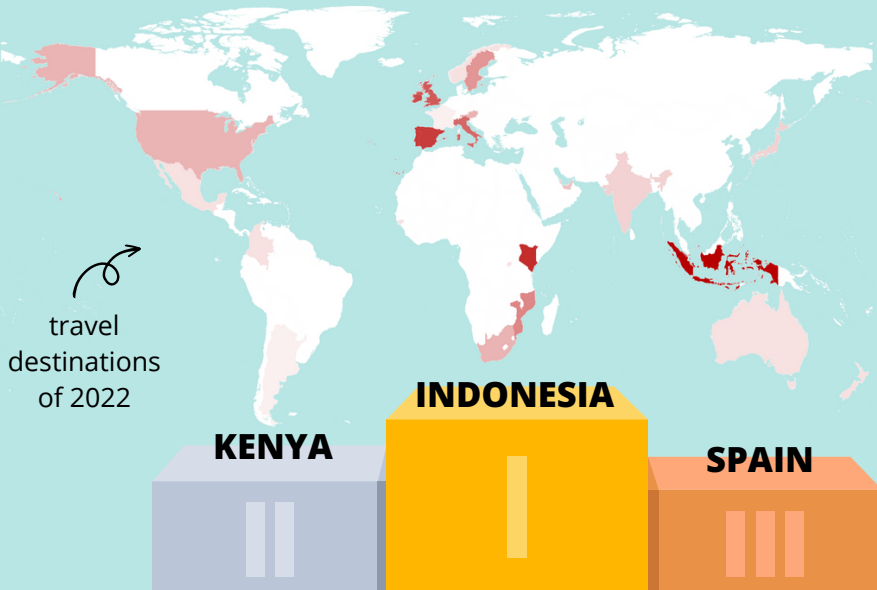


AIRTRAVEL BUREAU OF THE UNIVERSITY



The **Green Office** has analyzed the University's flight data of the past few years. This document provides an overview of our findings for your department.



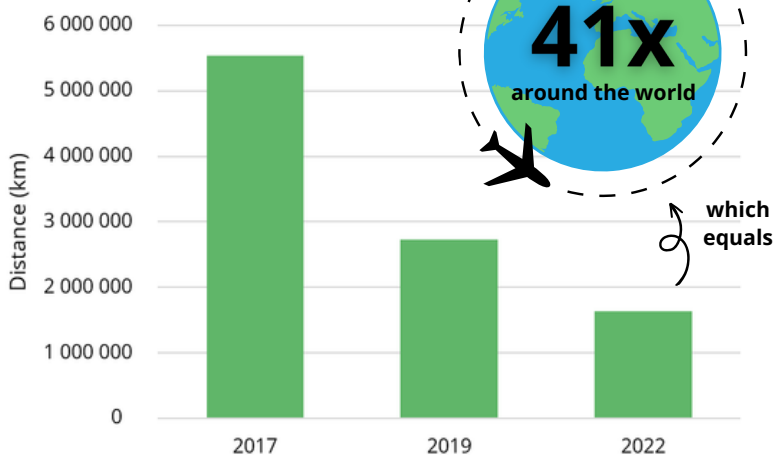
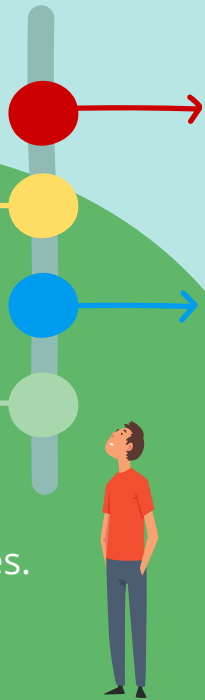
How can we limit air travel?

Short distances can often be traveled by train. For far-away destinations, consider the option of joining virtually.

3 MOST VISITED DESTINATIONS

With the new Travel Policy, we can reduce CO2 emissions by **85 tonnes**, which is equal to the CO2 emissions coming from the yearly electricity consumption of **55 households** (NL).

The average distance travelled by plane per employee of the Bureau was **3362 km** in 2022. This is **434 km less** than the average distance travelled by UG employees.



TOTAL FLIGHT DISTANCE PER YEAR




Scan the QR-code for more info and a detailed report!

AIRTRAVEL CAMPUS FRYSLÂN



The **Green Office** has analyzed the University's flight data of the past few years. This document provides an overview of our findings for your department.



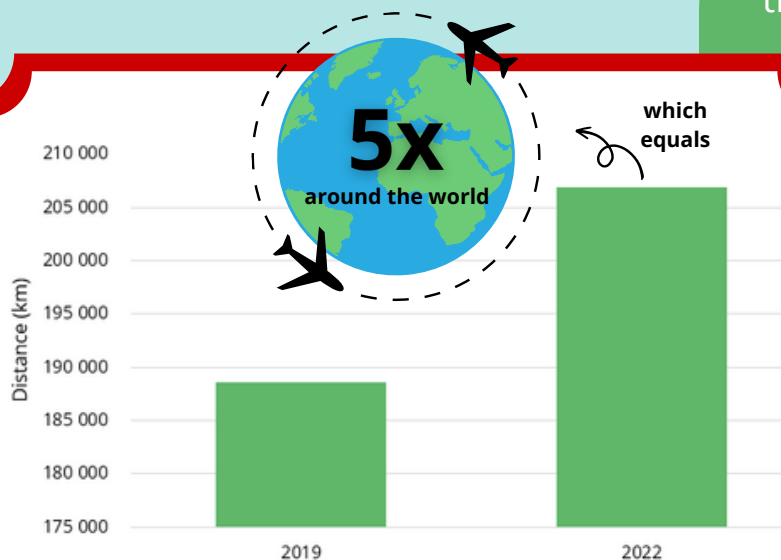
3 MOST VISITED DESTINATIONS

How can we limit air travel?

Short distances can often be traveled by train. For far-away destinations, consider the option of joining virtually.

With the new Travel Policy, we can reduce CO2 emissions by **85 tonnes**, which is equal to the CO2 emissions coming from the yearly electricity consumption of **55 households** (NL).

The average distance travelled by plane per employee of Campus Fryslân was **3512 km** in 2022. This is **498 km less** than the average distance travelled by UG employees.



TOTAL FLIGHT DISTANCE PER YEAR



Scan the QR-code for more info and a detailed report!

AIRTRAVEL CENTER FOR INFORMATION TECHNOLOGY

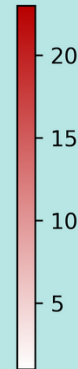


The **Green Office** has analyzed the University's flight data of the past few years. This document provides an overview of our findings for your department.



3 MOST VISITED DESTINATIONS

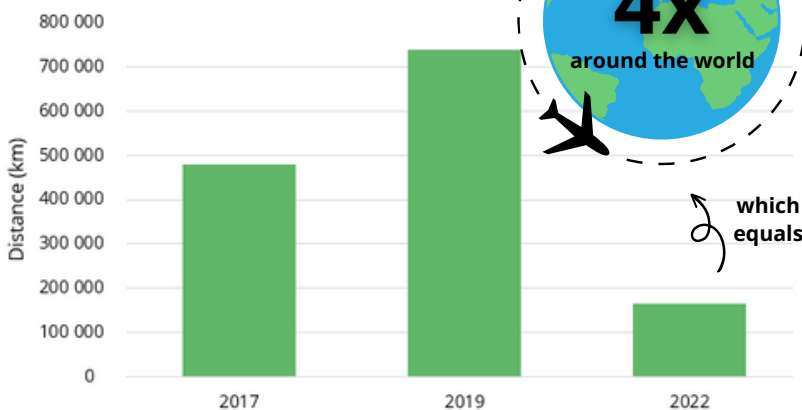
With the new Travel Policy, we can reduce CO2 emissions by **85 tonnes**, which is equal to the CO2 emissions coming from the yearly electricity consumption of **55 households** (NL).



How can we limit air travel?

Short distances can often be traveled by train. For far-away destinations, consider the option of joining virtually.

The average distance travelled by plane per employee of the CIT was **684 km** in 2022. This is **3326 km less** than the average distance travelled by UG employees.



TOTAL FLIGHT DISTANCE PER YEAR

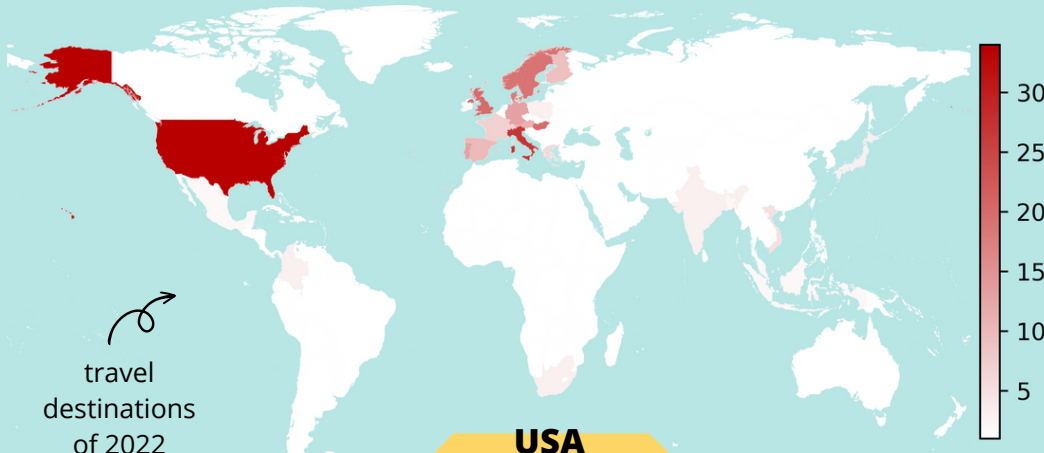


Scan the QR-code for more info and a detailed report!


AIRTRAVEL FACULTY OF ECONOMICS & BUSINESS



The **Green Office** has analyzed the University's flight data of the past few years. This document provides an overview of our findings for your department.



travel destinations of 2022



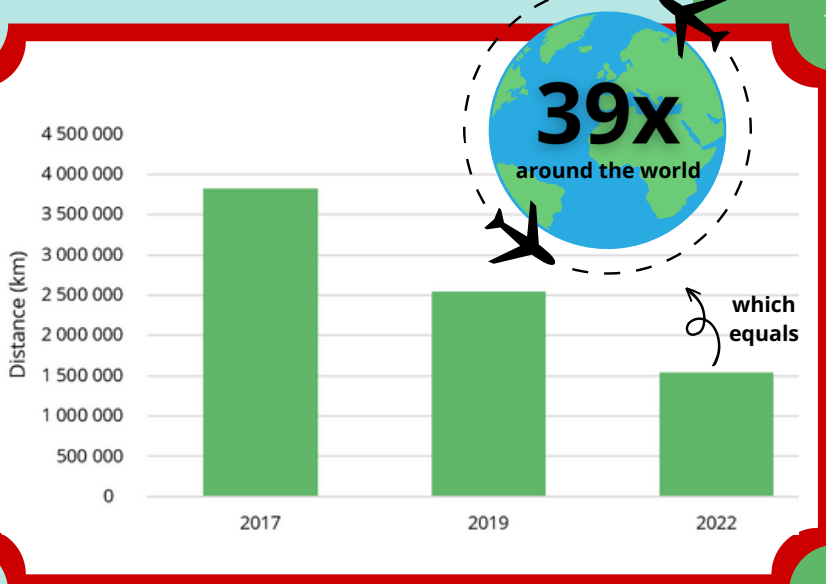
3 MOST VISITED DESTINATIONS

How can we limit air travel?

Short distances can often be traveled by train. For far-away destinations, consider the option of joining virtually.

With the new Travel Policy, we can reduce CO2 emissions by **85 tonnes**, which is equal to the CO2 emissions coming from the yearly electricity consumption of **55 households** (NL).

The average distance travelled by plane per employee of the FEB was **3076 km** in 2022. This is **934 km less** than the average distance travelled by UG employees.



TOTAL FLIGHT DISTANCE PER YEAR

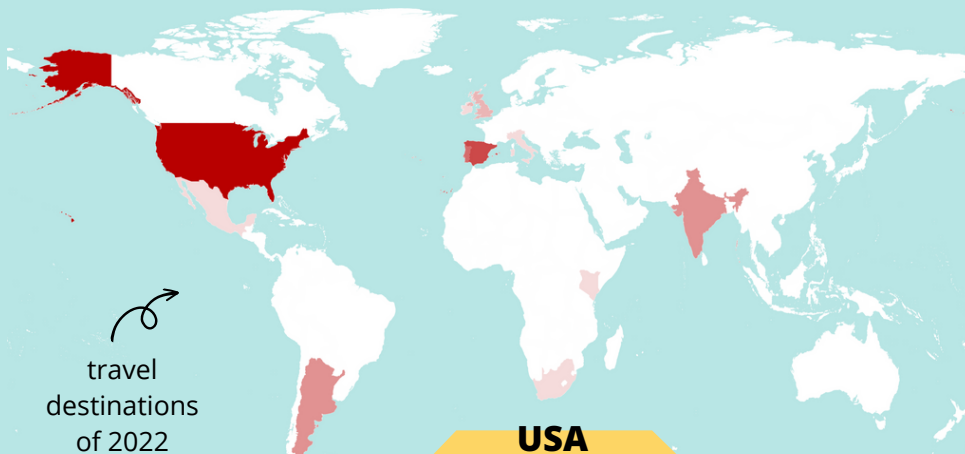


Scan the QR-code for more info and a detailed report!


AIRTRAVEL FAC. OF THEOLOGY & RELIGIOUS STUDIES



The **Green Office** has analyzed the University's flight data of the past few years. This document provides an overview of our findings for your department.



travel destinations of 2022



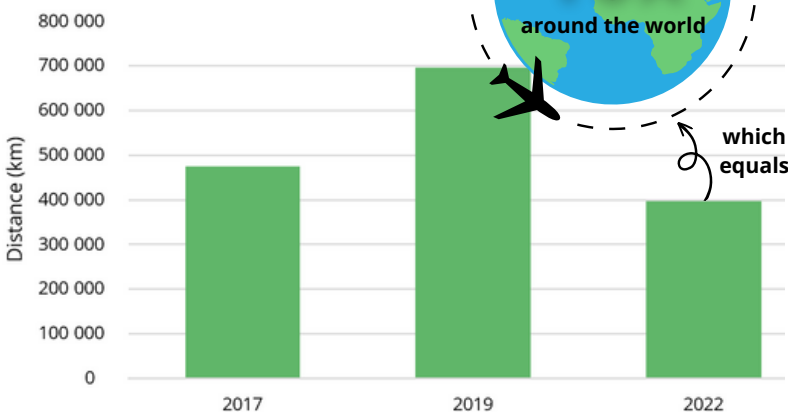
3 MOST VISITED DESTINATIONS

How can we limit air travel?

Short distances can often be traveled by train. For far-away destinations, consider the option of joining virtually.

With the new Travel Policy, we can reduce CO2 emissions by **85 tonnes**, which is equal to the CO2 emissions coming from the yearly electricity consumption of **55 households** (NL).

The average distance travelled by plane per employee of the faculty was **9203 km** in 2022. This is **5193 km more** than the average distance travelled by UG employees.



TOTAL FLIGHT DISTANCE PER YEAR

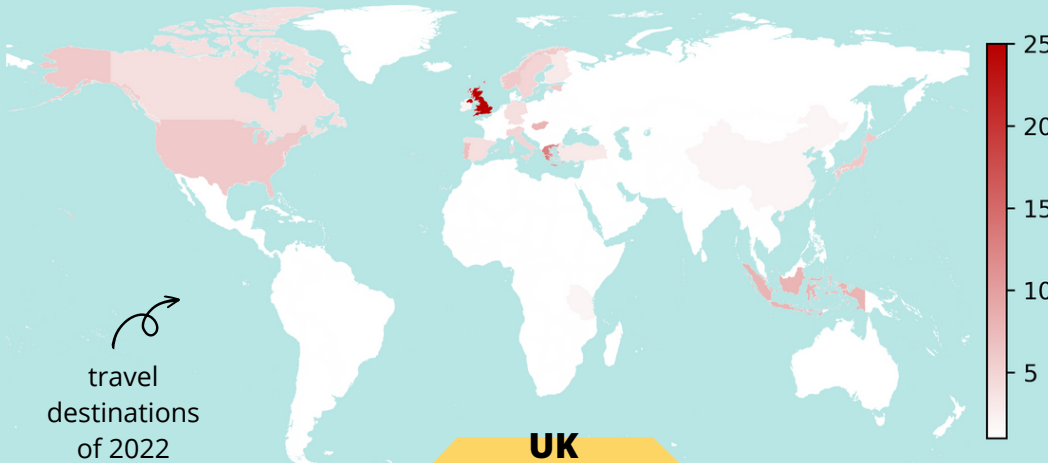


Scan the QR-code for more info and a detailed report!


AIRTRAVEL FACULTY OF SPATIAL SCIENCES



The **Green Office** has analyzed the University's flight data of the past few years. This document provides an overview of our findings for your department.



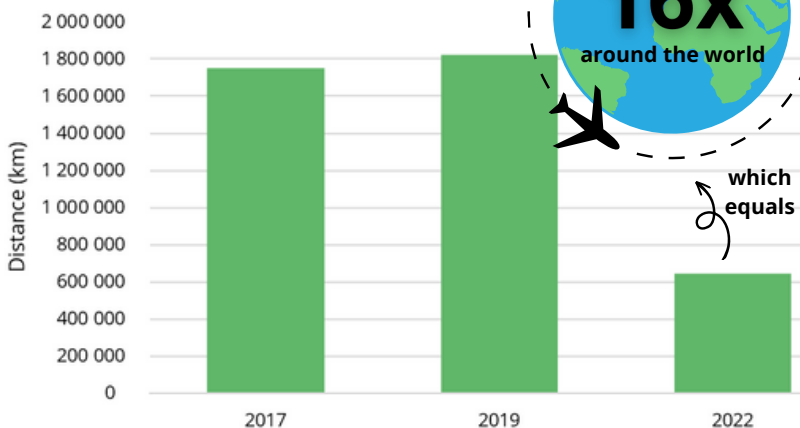
How can we limit air travel?
Short distances can often be traveled by train. For far-away destinations, consider the option of joining virtually.



3 MOST VISITED DESTINATIONS

With the new Travel Policy, we can reduce CO2 emissions by **85 tonnes**, which is equal to the CO2 emissions coming from the yearly electricity consumption of **55 households** (NL).

The average distance travelled by plane per employee of the FSS was **6200 km** in 2022. This is **2190 km more** than the average distance travelled by UG employees.



TOTAL FLIGHT DISTANCE PER YEAR

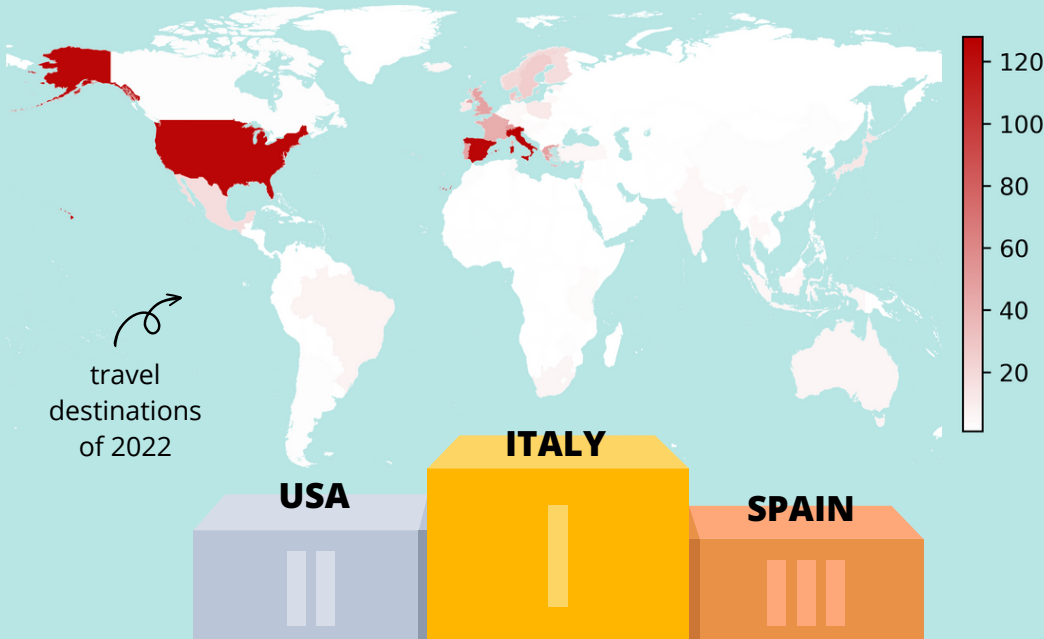


Scan the QR-code for more info and a detailed report!

AIRTRAVEL FACULTY OF SCIENCE & ENGINEERING



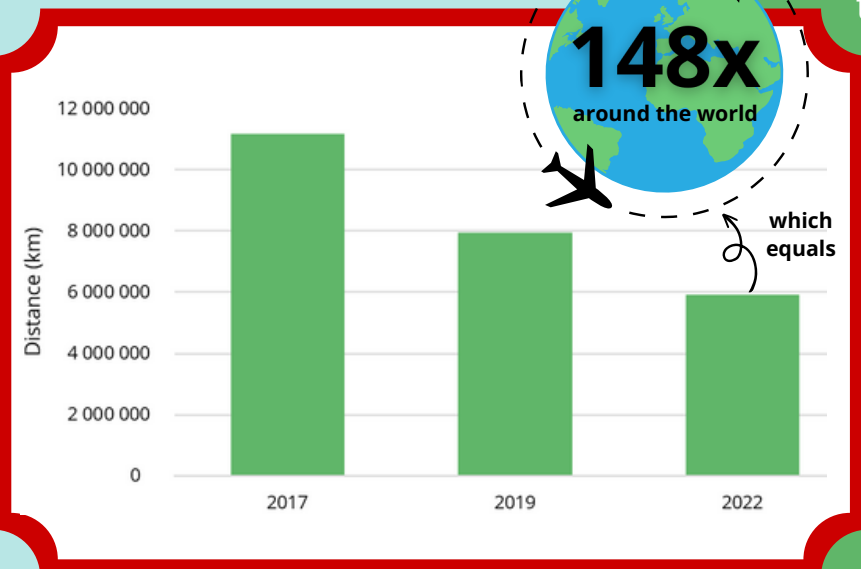
The **Green Office** has analyzed the University's flight data of the past few years. This document provides an overview of our findings for your department.



3 MOST VISITED DESTINATIONS

With the new Travel Policy, we can reduce CO2 emissions by **85 tonnes**, which is equal to the CO2 emissions coming from the yearly electricity consumption of **55 households (NL)**.

The average distance travelled by plane per employee of the FSE was **4100 km** in 2022. This is **91 km more** than the average distance travelled by UG employees.



TOTAL FLIGHT DISTANCE PER YEAR

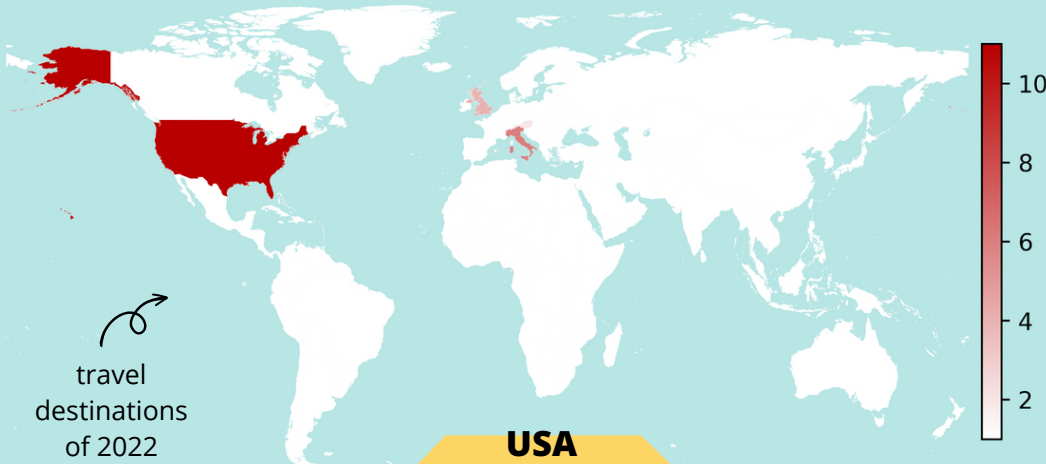


Scan the QR-code for more info and a detailed report!


AIRTRAVEL FACULTY OF PHILOSOPHY



The **Green Office** has analyzed the University's flight data of the past few years. This document provides an overview of our findings for your department.



travel destinations of 2022



3 MOST VISITED DESTINATIONS


How can we limit air travel?

- Short distances can often be traveled by train.
- For far-away destinations, consider the option of joining virtually.

With the new Travel Policy, we can reduce CO2 emissions by **85 tonnes**, which is equal to the CO2 emissions coming from the yearly electricity consumption of **55 households** (NL).

The average distance travelled by plane per employee of the Fac. of Philosophy was **3431 km** in 2022.

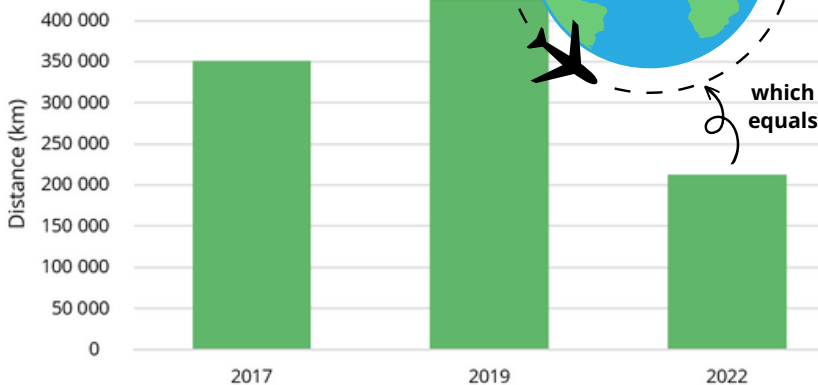
This is **579 km less** than the average distance travelled by UG employees.



5x

around the world

which equals



TOTAL FLIGHT DISTANCE PER YEAR

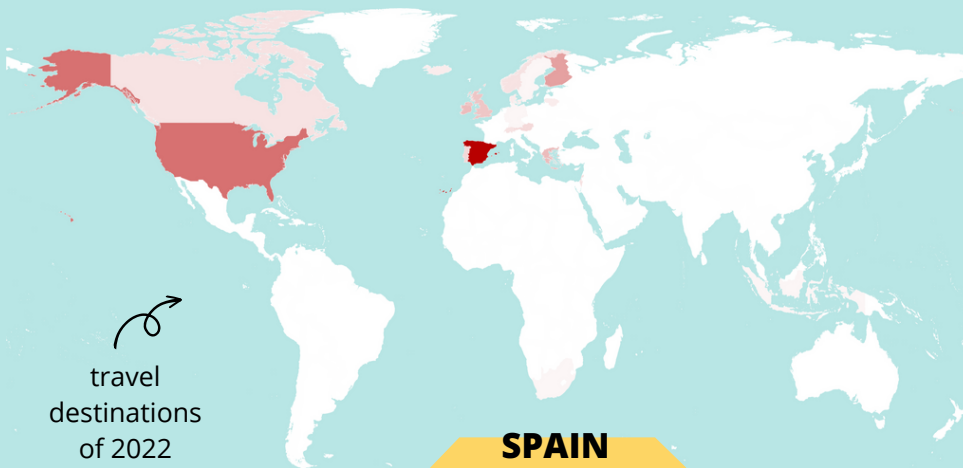


Scan the QR-code for more info and a detailed report!


AIRTRAVEL FAC. OF BEHAVIOURAL & SOCIAL SCIENCES



The **Green Office** has analyzed the University's flight data of the past few years. This document provides an overview of our findings for your department.



travel destinations of 2022



3 MOST VISITED DESTINATIONS

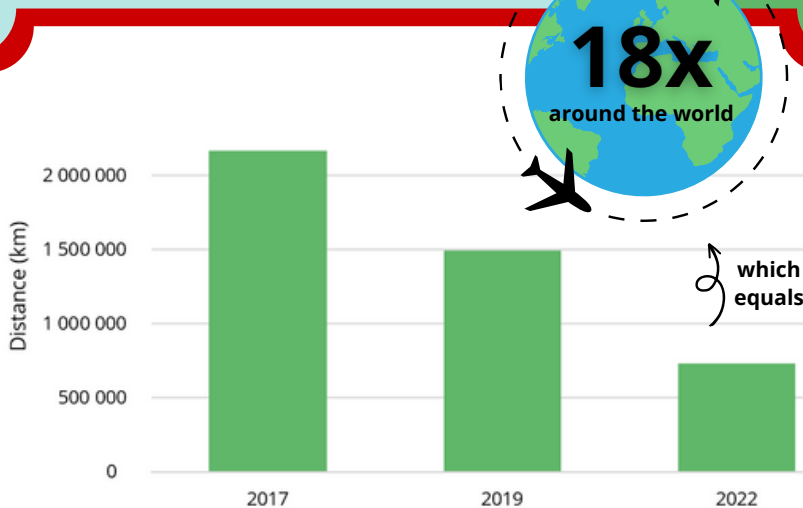
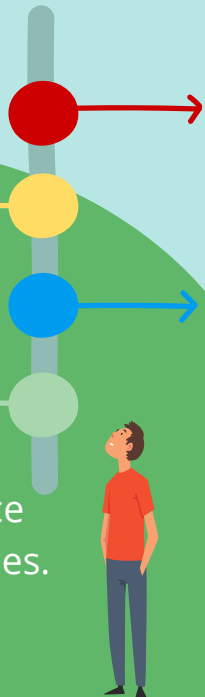
How can we limit air travel?

Short distances can often be traveled by train.
For far-away destinations, consider the option of joining virtually.

With the new Travel Policy, we can reduce CO2 emissions by **85 tonnes**, which is equal to the CO2 emissions coming from the yearly electricity consumption of **55 households** (NL).

The average distance travelled by plane per employee of the faculty **1546 km** in 2022.

This is **2464 km less** than the average distance travelled by UG employees.



TOTAL FLIGHT DISTANCE PER YEAR



Scan the QR-code for more info and a detailed report!

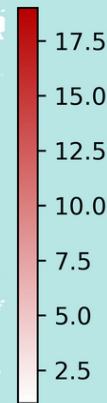
AIRTRAVEL FACULTY OF LAW



The **Green Office** has analyzed the University's flight data of the past few years. This document provides an overview of our findings for your department.



travel destinations of 2022



How can we limit air travel?

Short distances can often be traveled by train.
For far-away destinations, consider the option of joining virtually.

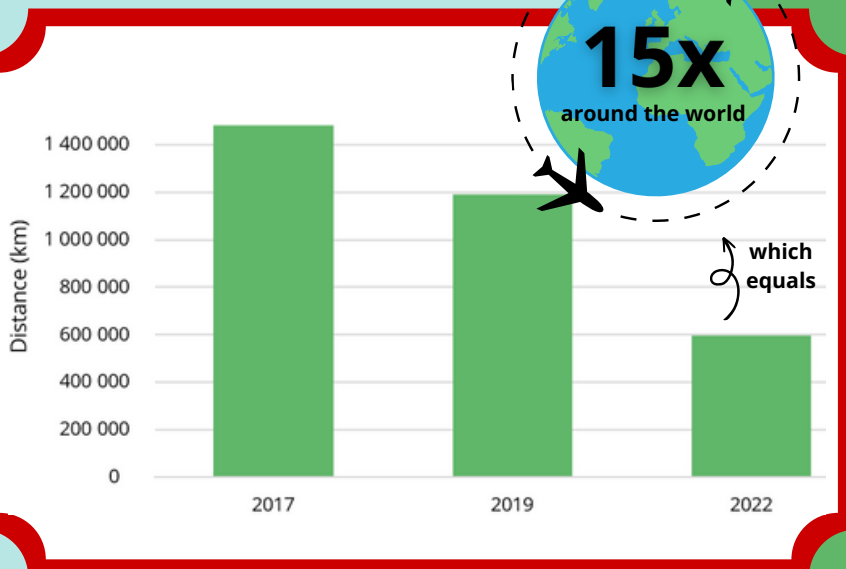
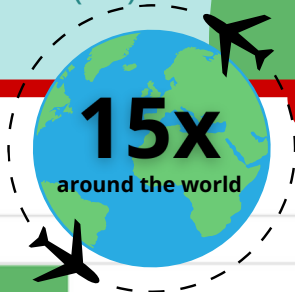
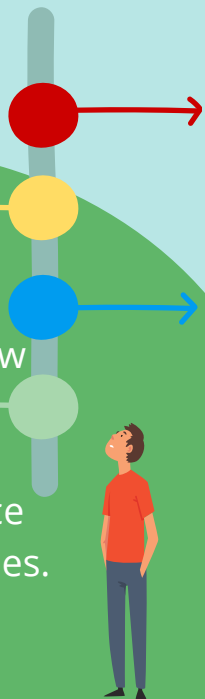


3 MOST VISITED DESTINATIONS

With the new Travel Policy, we can reduce CO2 emissions by **85 tonnes**, which is equal to the CO2 emissions coming from the yearly electricity consumption of **55 households** (NL).

The average distance travelled by plane per employee of the Faculty of Law **2088 km** in 2022.

This is **1922 km less** than the average distance travelled by UG employees.



TOTAL FLIGHT DISTANCE PER YEAR



Scan the QR-code for more info and a detailed report!

AIRTRAVEL FACULTY OF ARTS



The **Green Office** has analyzed the University's flight data of the past few years. This document provides an overview of our findings for your department.



travel destinations of 2022



3 MOST VISITED DESTINATIONS

How can we limit air travel?

Short distances can often be traveled by train.
For far-away destinations, consider the option of joining virtually.

With the new Travel Policy, we can reduce CO2 emissions by **85 tonnes**, which is equal to the CO2 emissions coming from the yearly electricity consumption of **55 households** (NL).

The average distance travelled by plane per employee of the Faculty of Arts **10574 km** in 2022.

This is **6565 km more** than the average distance travelled by UG employees.



TOTAL FLIGHT DISTANCE PER YEAR



Scan the QR-code for more info and a detailed report!

AIRTRAVEL UNIVERSITY COLLEGE GRONINGEN



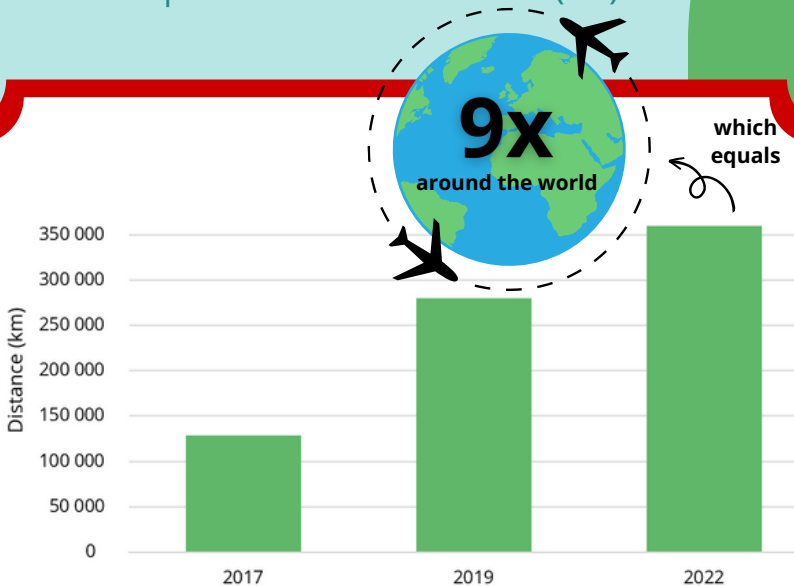
The **Green Office** has analyzed the University's flight data of the past few years. This document provides an overview of our findings for your department.



3 MOST VISITED DESTINATIONS

With the new Travel Policy, we can reduce CO2 emissions by **85 tonnes**, which is equal to the CO2 emissions coming from the yearly electricity consumption of **55 households** (NL).

The average distance travelled by plane per employee of the UCG is **7113 km** in 2022. This is **3104 km more** than the average distance travelled by UG employees.



TOTAL FLIGHT DISTANCE PER YEAR



Scan the QR-code for more info and a detailed report!